



STAT Lesson:
Winter
Storm
Safety



STAT Lesson Plan for English Language Learners
Winter Storm Safety/Seguridad contra las tormentas de invierno

Lesson Duration: 30-40 minutes

Standards (as needed or required):

Lesson Objectives:

- Student will be able to use vocabulary and phrases related to winter storms.
 - *El/la estudiante podrá usar el vocabulario y frases relacionadas con las tormentas de invierno.*
- Student will be able to identify how to prepare, take action, and stay safe during a winter storm.
 - *El/la estudiante podrá identificar cómo preparar, tomar acción, y mantenerse a salvo durante una tormenta de invierno.*
- Student will be able to match target vocabulary and phrases with the correct image.
 - *El/la estudiante podrá emparejar el vocabulario y las frases con la imagen correcta.*

I Can Statements:

- I can use vocabulary and phrases related to winter storms.
 - *Puedo usar vocabulario y frases relacionadas con las tormentas de invierno.*
- I can identify how to prepare, take action, and stay safe during a winter storm.
 - *Puedo identificar cómo preparar, tomar acción, y mantenerse a salvo durante una tormenta de invierno.*
- I can match vocabulary and phrases with the correct image.
 - *Puedo emparejar el vocabulario y las frases con la imagen correcta.*

It is recommended that this lesson be preceded by the [Disaster Preparedness Overview Lesson](#).

Materials Needed

- Laptop or other mobile device (optional)
- Lesson Plan
- [Vocabulary & Image Guide Sheet](#)
- [Vocabulary Practice Worksheet](#) & [Vocabulary Practice Answer Key](#)
- [Winter Storm Information Sheet \(ENG\)](#), [Winter Storm Information Sheet \(SPN\)](#)
- [Disaster Preparedness: Winter Storms](#) [Preparación contra tormentas invernales](#)
- [Vocabulary Images](#) (Paper Flashcards)
- Quizlet Activities: [Flashcards](#), [Matching](#)
- Edpuzzle Video: [Disaster Preparedness: Winter Storms](#)
- Copies of [Pre-Test](#), [Post-Test](#), & [Test Answer Key](#)

[Disaster Preparedness Materials](#)

- Prepare
- Communication Plan
- Supply Checklist



- Supply Kit
- Alerts

Optional Learning Tools:

- [Power Outage Safety Checklist \(ENG\) / Power Outage Safety Checklist \(SPN\)](#)
- [CDC Carbon Monoxide Fact Sheet \(ENG\) / CDC Carbon Monoxide Fact Sheet \(SPN\)](#)
- [Carbon Monoxide Video: The Quiet Killer](#)



[Activate & Change Subtitle Language / Activar y Cambiar el idioma de los subtítulos](#)

Target Vocabulary

- Winter Storm
- Watch
- Warning
- Northern Regions
- October to April
- Extreme Cold
- High Winds
- Wind Chill
- Freezing Rain
- Ice
- Snow
- Power Outage
- Hypothermia
- Frostbite
- Carbon Monoxide Poisoning
- Overexertion

Target Phrases

- Monitor alerts.
- Use warm clothing.
- Move inside.
- Move to a shelter or public building.
- Use generators outside.
- Don't use a stove, oven, or propane heater to stay warm in the house.
- Don't use a car in a garage to stay warm.
- Don't use candles.
- Use battery lanterns or flashlights.



- Don't drive.

Pre-Test Questions

1. Which of the following should you do to stay safe during a winter storm?
2. Which of the following are caused by winter storms?
3. It's okay to use the oven/stove in the house to stay warm during a winter storm.
4. Which of the following happen with winter storms?
5. What is the English word for this image?

Introduction/Opener/Activate Prior Knowledge

Show an image of a winter storm and/or the following video and ask students to describe what they see.

[▶ Disaster Preparedness: Winter Storms](#) / [▶ Preparación contra tormentas invernales](#)

Lesson Instructions

Language Note: The following lesson may be taught in the students' native language for beginning English Language Learners. If your students are more advanced, these same lessons can be taught using as much English as is appropriate.

While there may be a variety of available activities, it is important to select the particular activities that can be used for group or individual practice to meet the needs of the students. The objective is for students to practice with engaging activities that will enable them to practice what they are learning.

- Introduce Lesson Content:
 - Hand out Bilingual information sheets: Winter Storm Information Sheet (ENG), Winter Storm Information Sheet (SPN).
 - Go over the **Winter Storm Fact Sheet**. Ask students to identify *when* and *where* winter storms occur. Discuss the difference between a winter storm watch and a winter storm warning. Ask students how they should *prepare* for a winter storm and what they should do to *take action*. Have students look at the images of winter storm dangers and ask students to explain what winter storms can cause.
 - Go over the **Winter Storm Safety Sheet** and explain that there are steps to take to *prepare* (these include all disasters), to *take action*, and to continue *staying safe* during a winter storm. Go over the DOs and DON'Ts.
- Introduce Vocabulary & Phrases:



- Hand out Vocabulary & Image Guide and go over the vocabulary in English.
- Practice out loud as a group.
- Say the phrases in English and have students repeat.
- Give students feedback with pronunciation.
- Repeat the term and give feedback until the student closely mimics your pronunciation.
- English Vocabulary Practice:
 - Do the Vocabulary Practice Worksheet (Parts A and B)
 - Practice using flashcards (Paper or Virtual)

Virtual Activities

- Flashcards on **Quizlet** that match the paper flashcards
 - English-Spanish (students can switch to start with Spanish)
 - English to image
 - English with descriptions
- Comprehension activities on **Quizlet**
- Interpretive comprehension activities with videos using **EdPuzzle**

Extension Activity/Connections to Other Topics

- Show the [Ways To Get Warnings](#) video. Have students verify that their cell phone is able to accept WEA (Wireless Emergency Alerts) and that notifications are enabled (Have students opt-in to receive notifications). Other options are to download the following mobile applications: [FEMA](#), [American Red Cross](#), [The Weather Channel](#).
- Direct students to the [Disaster Preparedness Overview](#) to extend their learning.

Post-Test Questions

1. Which of the following should you do to stay safe during a winter storm?
2. Which of the following are caused by winter storms?
3. It's okay to use the oven/stove in the house to stay warm during a winter storm.
4. Which of the following happen with winter storms?
5. What is the English word for this image?

BONUS: Explain the difference between a winter storm watch and a winter storm warning.

Wrap-Up/What Have Students Learned?

- Revisit the "I can" statements at the beginning of the lesson to determine what students have learned and what they can practice more on their own.



Instructor Reflection

- When did students struggle?
- When did students experience success?
- Where to continue for the next lesson?
- Other ideas for the future?

Disclaimer & References

Disaster Preparedness Copyright Hazard and Protective Actions Icons are used courtesy of FEMA and are available at <https://community.fema.gov/ProtectiveActions/s/protective-actions-icons>.

- [American Red Cross - Winter Storm Preparedness Checklist - Winter Storm Preparedness Checklist \(SPN\)](#)
- [American Red Cross - Power Outage Safety Checklist \(ENG\) - Power Outage Safety Checklist \(SPN\)](#)
- American Red Cross - [YouTube](#) Disaster Preparedness: Winter Storms
- American Red Cross - [YouTube](#) Preparación contra tormentas invernales
- [CDC.gov - The Quiet Killer](#)
- [CDC.gov - CDC Carbon Monoxide Fact Sheet \(ENG\)/CDC Carbon Monoxide Fact Sheet \(SPN\)](#)
- [FEMA - Ready.gov - BE PREPARED FOR A Winter Storm \(ENG\)](#) (ENG) [BE PREPARED FOR A Winter Storm \(SPN\)](#)
- National Weather Service [Wind Chill Safety](#)



Lesson: Winter Storm Safety/La lección: Seguridad contra las tormentas de invierno

Pre-Test/Post-evaluación

Name/Nombre _____

Date/Fecha _____

Instructions: Choose the correct answer./Instrucciones: Escoja la respuesta correcta.

1. Which of the following should you do to stay safe during a winter storm?
¿Cuál de estos debe hacer para mantenerse a salvo durante una tormenta de invierno?
 - A. Move inside.
 - B. Use warm clothing.
 - C. Move outside.
 - D. A and B

2. Which of the following are caused by winter storms?
¿Cuál de estos son causados por las tormentas de invierno?
 - A. Hypothermia
 - B. Frostbite
 - C. Carbon monoxide poisoning
 - D. All of the above

3. It's okay to use the oven/stove in the house to stay warm during a winter storm.
Está bien usar el horno/la estufa en la casa para mantenerse caliente durante una tormenta de invierno.
 - A. True
 - B. False

4. Which of the following come with winter storms?
¿Cuál de estos viene con las tormentas de invierno?
 - A. Extreme cold, snow, ice
 - B. Extreme heat, snow, ice
 - C. Extreme cold, snow, hurricanes
 - D. Extreme heat, ice, tornadoes

5. What is the English word for this image?
¿Cuál es la palabra en inglés para esta imagen?
 - A. Tornado
 - B. Hurricane
 - C. Winter Storm
 - D. Earthquake







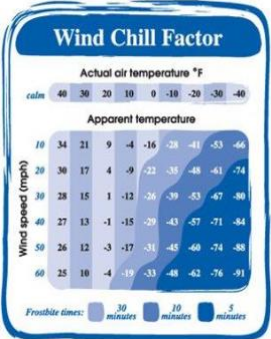




Lesson: Winter Storm Safety/La lección: Seguridad contra las tormentas de invierno
 Vocabulary & Image Guide Sheet





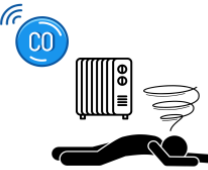

The objectives/Los objetivos:








- Student will be able to use vocabulary and phrases related to winter storms.
 - *El/la estudiante podrá usar el vocabulario y frases relacionados con las tormentas de invierno.*
- Student will be able to identify how to prepare, take action, and stay safe during a winter storm.
 - *El/la estudiante podrá identificar cómo preparar, tomar acción, y mantenerse a salvo durante una tormenta de invierno.*
- Student will be able to match target vocabulary and phrases with the correct image.
 - *El/la estudiante podrá emparejar el vocabulario y las frases con la imagen correcta.*

El inglés	La pronunciación	La pronunciación para hispanohablantes	El español	La foto
Winter Storm	win-ter stawrm	uin-ter storm	Tormenta de invierno	
Watch	wach	uach	Advertencia	
Warning	wawr-ning	uar-nin	Aviso	
Northern Regions	nawr-thern ree-juhonz	nor-dern ri-llens	Las regiones del norte	

El inglés	La pronunciación	La pronunciación para hispanohablantes	El español	La foto																																																																																											
																																																																																															
October to April	ok-toh-ber too ey-pruhl	aktouber tu ei-pril	Octubre a abril																																																																																												
Extreme Cold	ik-streem kohld	eks-trim kold	Frio extremo																																																																																												
High Winds	hahy windz	jai uins	Vientos fuertes																																																																																												
Wind Chill	wind chil	uin chil	Sensación térmica	 <table border="1" data-bbox="1260 1020 1528 1356"> <caption>Wind Chill Factor</caption> <thead> <tr> <th colspan="2"></th> <th colspan="7">Actual air temperature °F</th> </tr> <tr> <th colspan="2"></th> <th>40</th> <th>30</th> <th>20</th> <th>10</th> <th>0</th> <th>-10</th> <th>-20</th> <th>-30</th> <th>-40</th> </tr> </thead> <tbody> <tr> <th rowspan="7">Wind speed (mph)</th> <th>10</th> <td>34</td> <td>21</td> <td>9</td> <td>-4</td> <td>-16</td> <td>-28</td> <td>-41</td> <td>-53</td> <td>-66</td> </tr> <tr> <th>20</th> <td>30</td> <td>17</td> <td>4</td> <td>-9</td> <td>-22</td> <td>-35</td> <td>-48</td> <td>-61</td> <td>-74</td> </tr> <tr> <th>30</th> <td>28</td> <td>15</td> <td>1</td> <td>-12</td> <td>-26</td> <td>-39</td> <td>-53</td> <td>-67</td> <td>-80</td> </tr> <tr> <th>40</th> <td>27</td> <td>13</td> <td>-1</td> <td>-15</td> <td>-29</td> <td>-43</td> <td>-57</td> <td>-71</td> <td>-84</td> </tr> <tr> <th>50</th> <td>26</td> <td>12</td> <td>-3</td> <td>-17</td> <td>-31</td> <td>-45</td> <td>-60</td> <td>-74</td> <td>-88</td> </tr> <tr> <th>60</th> <td>25</td> <td>10</td> <td>-4</td> <td>-19</td> <td>-33</td> <td>-48</td> <td>-62</td> <td>-76</td> <td>-91</td> </tr> <tr> <th>70</th> <td>24</td> <td>9</td> <td>-5</td> <td>-20</td> <td>-34</td> <td>-49</td> <td>-63</td> <td>-77</td> <td>-92</td> </tr> </tbody> </table> <p>Frostbite times: 30 minutes, 10 minutes, 5 minutes</p>			Actual air temperature °F									40	30	20	10	0	-10	-20	-30	-40	Wind speed (mph)	10	34	21	9	-4	-16	-28	-41	-53	-66	20	30	17	4	-9	-22	-35	-48	-61	-74	30	28	15	1	-12	-26	-39	-53	-67	-80	40	27	13	-1	-15	-29	-43	-57	-71	-84	50	26	12	-3	-17	-31	-45	-60	-74	-88	60	25	10	-4	-19	-33	-48	-62	-76	-91	70	24	9	-5	-20	-34	-49	-63	-77	-92
		Actual air temperature °F																																																																																													
		40	30	20	10	0	-10	-20	-30	-40																																																																																					
Wind speed (mph)	10	34	21	9	-4	-16	-28	-41	-53	-66																																																																																					
	20	30	17	4	-9	-22	-35	-48	-61	-74																																																																																					
	30	28	15	1	-12	-26	-39	-53	-67	-80																																																																																					
	40	27	13	-1	-15	-29	-43	-57	-71	-84																																																																																					
	50	26	12	-3	-17	-31	-45	-60	-74	-88																																																																																					
	60	25	10	-4	-19	-33	-48	-62	-76	-91																																																																																					
	70	24	9	-5	-20	-34	-49	-63	-77	-92																																																																																					
Freezing Rain	free-zing reyn	fri-sin rein	Lluvia helada																																																																																												
Ice	ahys	ais	Hielo																																																																																												

Disaster Preparedness Copyright Hazard and Protective Actions Icons are used courtesy of FEMA and are available at <https://community.fema.gov/ProtectiveActions/s/protective-actions-icons>.

El inglés	La pronunciación	La pronunciación para hispanohablantes	El español	La foto
Snow	snoh	snou	Nieve	
Power outage	pou-er ou-tij	pauer autech	Corte de energía	
Hypothermia	hahy-puh-thur-mee-uh	jai-po-der-mia	Hipotermia	
Frostbite	frawst-bahyt	frast-bait	Congelación	
Carbon Monoxide Poisoning	kahr-buhn mon-ok-sahyd poi-zuh-ning	kar-ban manak-said poi-sanin	Envenenamiento por monóxido de carbono	
Overexertion	oh-ver-ig-zur-shuhn	over-ekershan	Sobreesfuerzo	
Target Phrases/Frases Objetivas				

El inglés	La pronunciación	La pronunciación para hispanohablantes	El español	La foto
Monitor alerts.	mon-i-ter uh-lurtz	manitor alerts	Monitorear las alertas.	
Use warm clothing.	yooz wawrm kloh-thing	ius uorm klodin	Use ropa abrigada.	
Move inside.	moov in-sahyd	muv en-said	Muévase adentro.	
Move to a shelter or public building.	moov too ey shel-ter awr puhb-lik bil-ding	muv tu ei sheltor or pablec bildin	Muévase a un refugio o edificio público.	
Use generators outside.	yooz jenn-uh-rey-terz out-sahyd	ius llenareiters autsaid	Use generadores en el exterior.	
Don't use a stove, oven, or propane heater to stay warm in the house.	dohnt yooz ey [stohv, uhv-uhn, awr proh-peyn hee-ter too stey wawrm in thee hous	don ius ei stouv, aven, or pro-pein jiter tu stei uorm en de jaus	No use una estufa, horno o calentador de propano para mantenerse caliente en la casa.	
Don't use a car in a garage to stay warm.	dohnt yooz ey kahr in ey guh-rahzh too stey wawrm	Don ius ei kar en ei garall tu stei uorm	No use un carro en un garaje para mantenerse caliente.	

El inglés	La pronunciación	La pronunciación para hispanohablantes	El español	La foto
Don't use candles.	dohnt yooz kan-dulz	don ius can-dols	No use velas.	 A red circle with a diagonal slash over three lit candles on a brown base.
Use battery lanterns or flashlights.	yooz bat-uh-ree lan-ternz awr flash-lahytz	ius batori lan-terns or flash-laits	Use linternas o lamparas de bateria.	 A black and white illustration of a lantern, a flashlight, and two batteries.
Don't drive.	dohnt drahyv	don draiv	No conduzcas.	 A blue circle with a white car icon and a diagonal slash over it.

Lesson: Winter Storm Safety / La lección: Seguridad contra las tormentas de invierno

Vocabulary Practice Worksheet

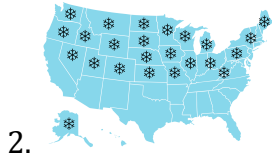
Instructions: Choose the name associated with the image. / *Escoja el nombre asociado con la imagen.*



- A. Warning
- B. Winter storm
- C. Hypothermia
- D. Overexertion



- A. Hypothermia
- B. Watch
- C. Frostbite
- D. Snow



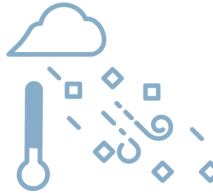
- A. Northern regions
- B. High winds
- C. Watch
- D. Power outage




- A. Power outage
- B. Overexertion
- C. Ice
- D. Snow



- A. Extreme cold
- B. Winter storm
- C. Ice
- D. Frostbite



- A. Ice
- B. Warning
- C. Freezing rain
- D. Power outage



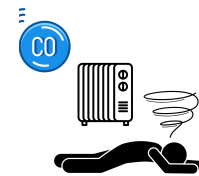
- A. Hypothermia
- B. Ice
- C. Power outage
- D. Snow



- A. High winds
- B. Extreme cold
- C. Winter storm
- D. Freezing rain



- A. Warning
- B. Overexertion
- C. Carbon monoxide poisoning
- D. Watch













- A. Ice
- B. Carbon monoxide poisoning
- C. Freezing rain
- D. Frostbite

STAT

Short Targeted and Timely

Part B. Write the phrases below their corresponding images./Escriba las frases debajo de las imágenes correspondientes.

A. Move to a shelter or public building.	B. Monitor alerts.	C. Don't Drive.	D. Use warm clothing.	E. Move inside.
<p>11.</p>  <hr/> <hr/>	<p>12.</p>  <hr/> <hr/>	<p>14.</p>  <hr/> <hr/>	<p>14.</p>  <hr/> <hr/>	<p>15.</p>  <hr/> <hr/>

F. Use battery lanterns or flashlights.	G. Use generators outside.	H. Don't use candles.	I. Don't use a stove, oven, or propane heater to stay warm in the house.	J. Don't use a car in a garage to stay warm.
<p>16.</p>  <hr/> <hr/>	<p>17.</p>  <hr/> <hr/>	<p>18.</p>  <hr/> <hr/>	<p>19.</p>  <hr/> <hr/>	<p>20.</p>  <hr/> <hr/>

Lesson: Winter Storm Safety/La lección: Seguridad contra las tormentas de invierno

Vocabulary Practice Answer Key

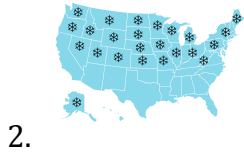
Instructions: Choose the name associated with the image./Escoja el nombre asociado con la imagen.




- A. Warning
- B. Winter storm**
- C. Hypothermia
- D. Overexertion



- A. Hypothermia**
- B. Watch
- C. Frostbite
- D. Snow



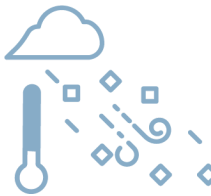
- A. Northern regions**
- B. High winds
- C. Watch
- D. Power outage



- A. Power outage
- B. Overexertion
- C. Ice**
- D. Snow



- A. Extreme cold
- B. Winter storm
- C. Blizzard
- D. Frostbite**



- A. Ice
- B. Warning
- C. Freezing rain**
- D. Power outage



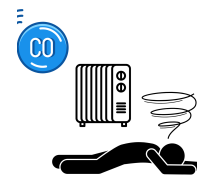
- A. Hypothermia
- B. Ice
- C. Power outage**
- D. Snow



- A. High winds
- B. Extreme cold**
- C. Winter storm
- D. Freezing rain



- A. Warning
- B. Overexertion**
- C. Carbon monoxide poisoning
- D. Watch













- A. Ice
- B. Carbon monoxide poisoning**
- C. Freezing rain
- D. Frostbite

STAT

Short Targeted and Timely

Part B. Write the phrases below their corresponding images./Escriba las frases debajo de las imágenes correspondientes.

A. Move to a shelter or public building.	B. Monitor alerts.	C. Don't Drive.	D. Use warm clothing.	E. Move inside.
<p style="text-align: center;">11.</p>  <p style="text-align: center;"><u>E. Move inside.</u></p>	<p style="text-align: center;">12.</p>  <p style="text-align: center;"><u>A. Move to a shelter or public building</u></p>	<p style="text-align: center;">14.</p>  <p style="text-align: center;"><u>D. Use warm clothing</u></p>	<p style="text-align: center;">14.</p>  <p style="text-align: center;"><u>B. Monitor alerts</u></p>	<p style="text-align: center;">15.</p>  <p style="text-align: center;"><u>C. Don't Drive</u></p>

F. Use battery lanterns or flashlights.	G. Use generators outside.	H. Don't use candles.	I. Don't use a stove, oven, or propane heater to stay warm in the house.	J. Don't use a car in a garage to stay warm.
<p style="text-align: center;">16.</p>  <p style="text-align: center;"><u>G. Use generators outside.</u></p>	<p style="text-align: center;">17.</p>  <p style="text-align: center;"><u>J. Don't use a car in a garage to stay warm.</u></p>	<p style="text-align: center;">18.</p>  <p style="text-align: center;"><u>I. Don't use a stove, oven, or propane heater to stay warm in the house</u></p>	<p style="text-align: center;">19.</p>  <p style="text-align: center;"><u>H. Don't use candles.</u></p>	<p style="text-align: center;">20.</p>  <p style="text-align: center;"><u>F. Use battery lanterns or flashlights.</u></p>



Lesson: Winter Storm Safety/La lección: Seguridad contra las tormentas de invierno

Post-Test/Post-evaluación

Name/Nombre _____

Date/Fecha _____

Instructions: Choose the correct answer./Instrucciones: Escoja la respuesta correcta.

1. Which of the following should you do to stay safe during a winter storm?
¿Cuál de estos debe hacer para mantenerse a salvo durante una tormenta de invierno?
 - A. Move inside.
 - B. Use warm clothing.
 - C. Move outside.
 - D. A and B
2. Which of the following are caused by winter storms?
¿Cuál de estos son causados por las tormentas de invierno?
 - A. Hypothermia
 - B. Frostbite
 - C. Carbon monoxide poisoning
 - D. All of the above
3. It's okay to use the oven/stove in the house to stay warm during a winter storm.
Está bien usar el horno/la estufa en la casa para mantenerse caliente durante una tormenta de invierno.
 - A. True
 - B. False
4. Which of the following come with winter storms?
¿Cuál de estos viene con las tormentas de invierno?
 - A. Extreme cold, snow, ice
 - B. Extreme heat, snow, ice
 - C. Extreme cold, snow, hurricanes
 - D. Extreme heat, ice, tornadoes
5. What is the English word for this image?
¿Cuál es la palabra en inglés para esta imagen?
 - A. Tornado
 - B. Hurricane
 - C. Winter Storm
 - D. Earthquake



BONUS: Explain the difference between a winter storm watch and a winter storm warning.
Explique la diferencia entre una advertencia y un aviso de una tormenta de invierno.



Lesson: Winter Storm Safety/La lección: Seguridad contra las tormentas de invierno

Test Answer Key

Name/Nombre _____

Date/Fecha _____

Instructions: Choose the correct answer./Instrucciones: Escoja la respuesta correcta.

1. Which of the following should you do to stay safe during a winter storm?
¿Cuál de estos debe hacer para mantenerse a salvo durante una tormenta de invierno?
A. Move inside.
B. Use warm clothing.
C. Move outside.
D. A and B
2. Which of the following are caused by winter storms?
¿Cuál de estos son causados por las tormentas de invierno?
A. Hypothermia
B. Frostbite
C. Carbon monoxide poisoning
D. All of the above
3. It's okay to use the oven/stove in the house to stay warm during a winter storm.
Está bien usar el horno/la estufa en la casa para mantenerse caliente durante una tormenta de invierno.
A. True
B. False
4. Which of the following happen with winter storms?
¿Cuál de estos pasa con las tormentas de invierno?
A. Extreme cold, snow, ice
B. Extreme heat, snow, ice
C. Extreme cold, snow, hurricanes
D. Extreme heat, ice, tornadoes
5. What is the English word for this image?
¿Cuál es la palabra en inglés para esta imagen?
A. Tornado
B. Hurricane
C. **Winter Storm**
D. Earthquake



BONUS: Explain the difference between a winter storm watch and a winter storm warning.
Explique la diferencia entre una advertencia y un aviso de una tormenta invernal.

Winter storm watch means prepare, a winter storm is possible in the next 1-3 days. Winter storm warning means take action, a winter storm is occurring in the next 12-48 hours.

Lesson: Winter Storm Safety / La lección: Seguridad contra las tormentas de invierno

Information Sheet

Winter Storm Fact Sheet



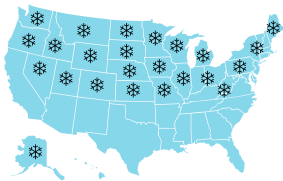
Winter Storms bring extreme cold, freezing rain, snow, ice, and high winds.



Winter Storm Watch
Prepare!
Possible in 1-3 days



Winter Storm Warning
Take Action!
Occurring in 12-48 hours



WHERE do winter storms occur?
In the northern regions



HOW LONG do winter storms last?
Hours to days



WHEN do winter storms occur?
October to April

		Temperature (°F)																	
		40	35	30	25	20	15	10	5	0	-5	-10	-15	-20	-25	-30	-35	-40	-45
Wind (mph)	5	36	31	25	19	13	7	1	-5	-11	-16	-22	-28	-34	-40	-46	-52	-57	-63
	10	34	27	21	15	9	3	-4	-10	-16	-22	-28	-35	-41	-47	-53	-59	-66	-72
	15	32	25	19	13	6	0	-7	-13	-19	-26	-32	-39	-45	-51	-58	-64	-71	-77
	20	30	24	17	11	4	-2	-9	-15	-22	-29	-35	-42	-48	-55	-61	-68	-74	-81
	25	29	23	16	9	3	-4	-11	-17	-24	-31	-37	-44	-51	-58	-64	-71	-78	-84
	30	28	22	15	8	1	-5	-12	-19	-26	-33	-39	-46	-53	-60	-67	-73	-80	-87
	35	28	21	14	7	0	-7	-14	-21	-27	-34	-41	-48	-55	-62	-69	-76	-82	-89
	40	27	20	13	6	-1	-8	-15	-22	-29	-36	-43	-50	-57	-64	-71	-78	-84	-91
	45	26	19	12	5	-2	-9	-16	-23	-30	-37	-44	-51	-58	-65	-72	-79	-86	-93
	50	26	19	12	4	-3	-10	-17	-24	-31	-38	-45	-52	-60	-67	-74	-81	-88	-95
55	25	18	11	4	-3	-11	-18	-25	-32	-39	-46	-54	-61	-68	-75	-82	-89	-97	
60	25	17	10	3	-4	-11	-19	-26	-33	-40	-48	-55	-62	-69	-76	-84	-91	-98	

Frostbite Times: 30 minutes (light blue), 10 minutes (medium blue), 5 minutes (dark blue)

Wind Chill (°F) = 35.74 + 0.6215T - 35.75(V^{0.16}) + 0.4275T(V^{0.16})
Where: T= Air Temperature (°F) V= Wind Speed (mph) Effective 11/01/01

National Weather Service [Wind Chill Safety](#)

Winter Storm Dangers

Extreme Cold	Freezing Rain	High Winds	Snow	Ice

STAT

Short Targeted and Timely

Lesson: Winter Storm Safety / La Lección: Seguridad contra las tormentas de invierno

Information Sheet

Winter Storm Safety Sheet



PREPARE!



Alerts



Plan



Supply Checklist



Supply Kit



TAKE ACTION!

Monitor alerts.	Move inside.	Move to a shelter or public building.	Use warm clothing.	Don't drive.

STAY SAFE!

Frostbite	Hypothermia	Carbon monoxide poisoning	Overexertion



Staying warm during a power outage...

Use generators outside..	Don't use a stove, oven, or propane heater to stay warm in the house.	Don't use a car to stay warm in a garage.	Don't use candles.	Use battery lanterns or flashlights.

Lesson: Winter Storm Safety / La lección: Seguridad contra las tormentas de invierno
 Hoja informativa

Hoja informativa sobre las tormentas de invierno



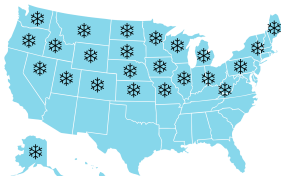
Las tormentas de invierno traen frío extremo, lluvia helada, nieve, hielo y vientos fuertes.



Advertencia de tormenta de invierno
 ¡Prepárate!
 Posible en 1-3 días



Aviso de tormenta de invierno
 ¡Toma acción!
 Sucediendo en 12-48 horas



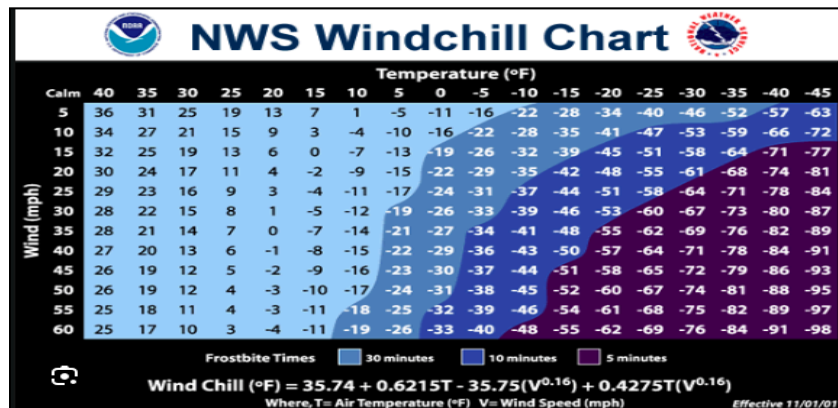
¿DÓNDE ocurren las tormentas de invierno?
 En las regiones del norte



¿CUÁNTO tiempo duran las tormentas de invierno?
 Horas a días



¿CUÁNDO ocurren las tormentas de invierno?
 De octubre a abril



National Weather Service [Wind Chill Safety](#)

Peligros de las tormentas de invierno

				
Frío extremo	Lluvia helada	Vientos fuertes	Nieve	Hielo

STAT

Short Targeted and Timely

Lesson: Winter Storm Safety / La Lección: Seguridad contra las tormentas de invierno
 Hoja informativa

Seguridad contra las tormentas de invierno



¡Prepárate!



Alertas



Plan



Lista de suministros





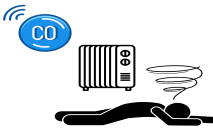

Kit de suministros



¡Toma acción!

				
Monitorear las alertas.	Muévase adentro.	Muévase a un refugio o edificio público.	Use ropa abrigada.	No conduzcas.

¡Manténgase seguro!

			
Congelación	Hipotermia	Envenenamiento por monóxido de carbono	Sobreesfuerzo



Manténgase caliente durante un corte de energía...

				
Use generadores en el exterior.	No use una estufa, horno o calentador de propano en la casa.	No use un carro en un garaje.	No use velas.	Use linternas de batería.

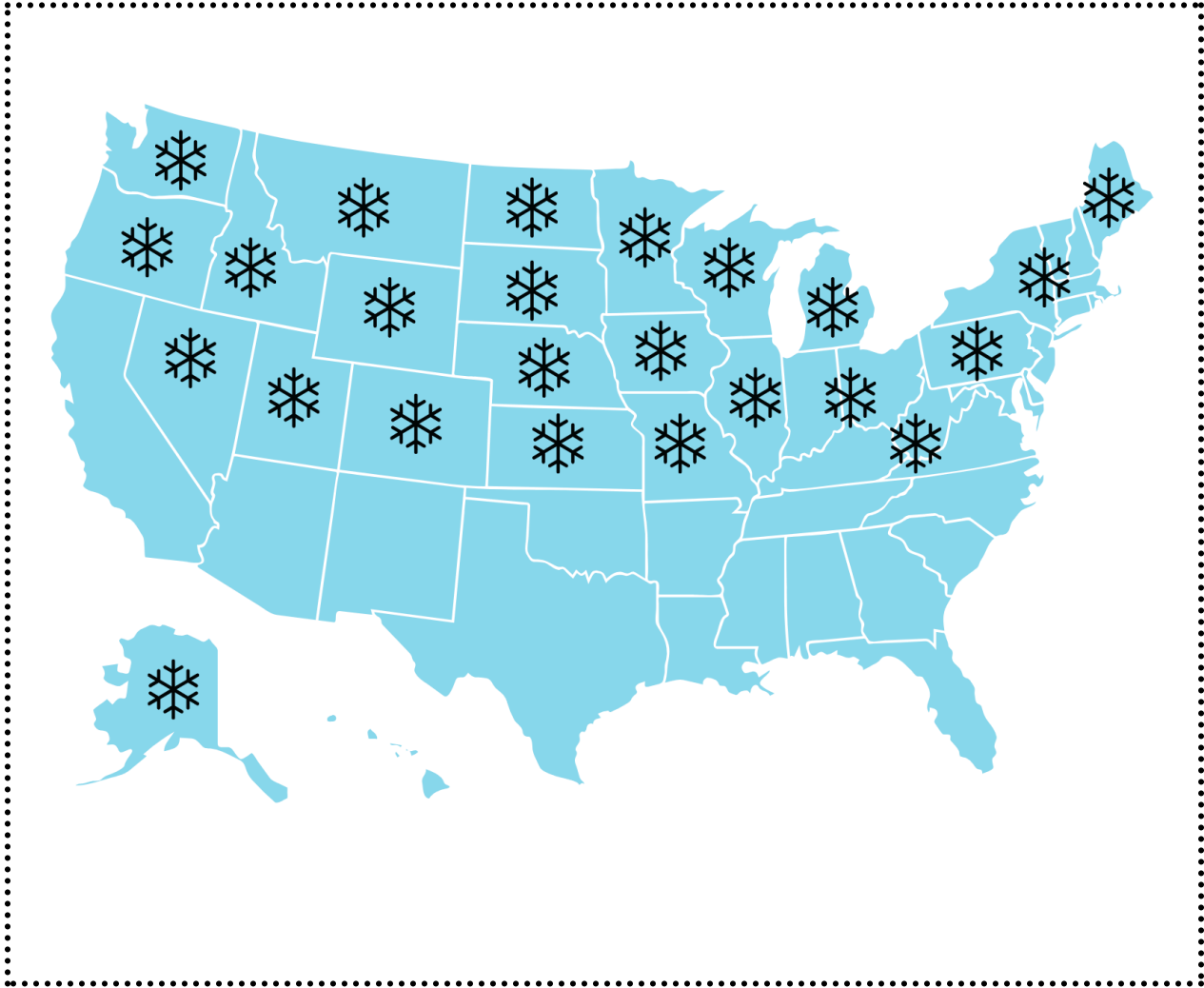


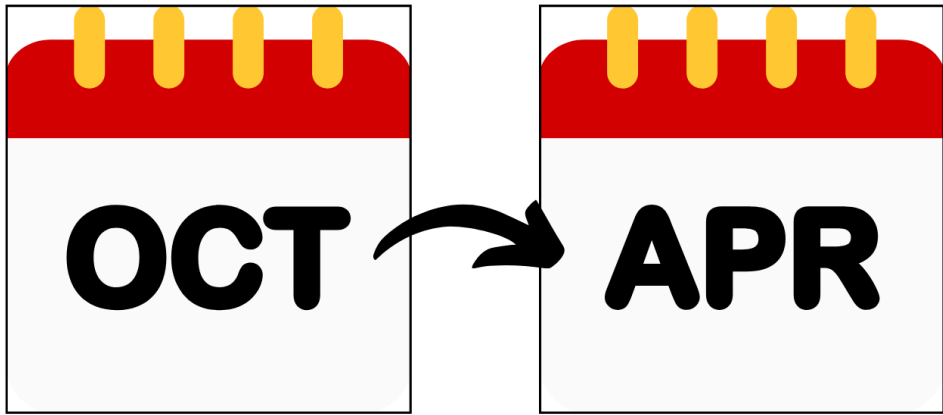




STAT

Short Targeted and Timely





STAT

Short Targeted and Timely



STAT
Short Targeted and Timely



Wind Chill Factor

Actual air temperature °F

calm 40 30 20 10 0 -10 -20 -30 -40

Apparent temperature

	40	30	20	10	0	-10	-20	-30	-40
10	34	21	9	-4	-16	-28	-41	-53	-66
20	30	17	4	-9	-22	-35	-48	-61	-74
30	28	15	1	-12	-26	-39	-53	-67	-80
40	27	13	-1	-15	-29	-43	-57	-71	-84
50	26	12	-3	-17	-31	-45	-60	-74	-88
60	25	10	-4	-19	-33	-48	-62	-76	-91

Frostbite times:



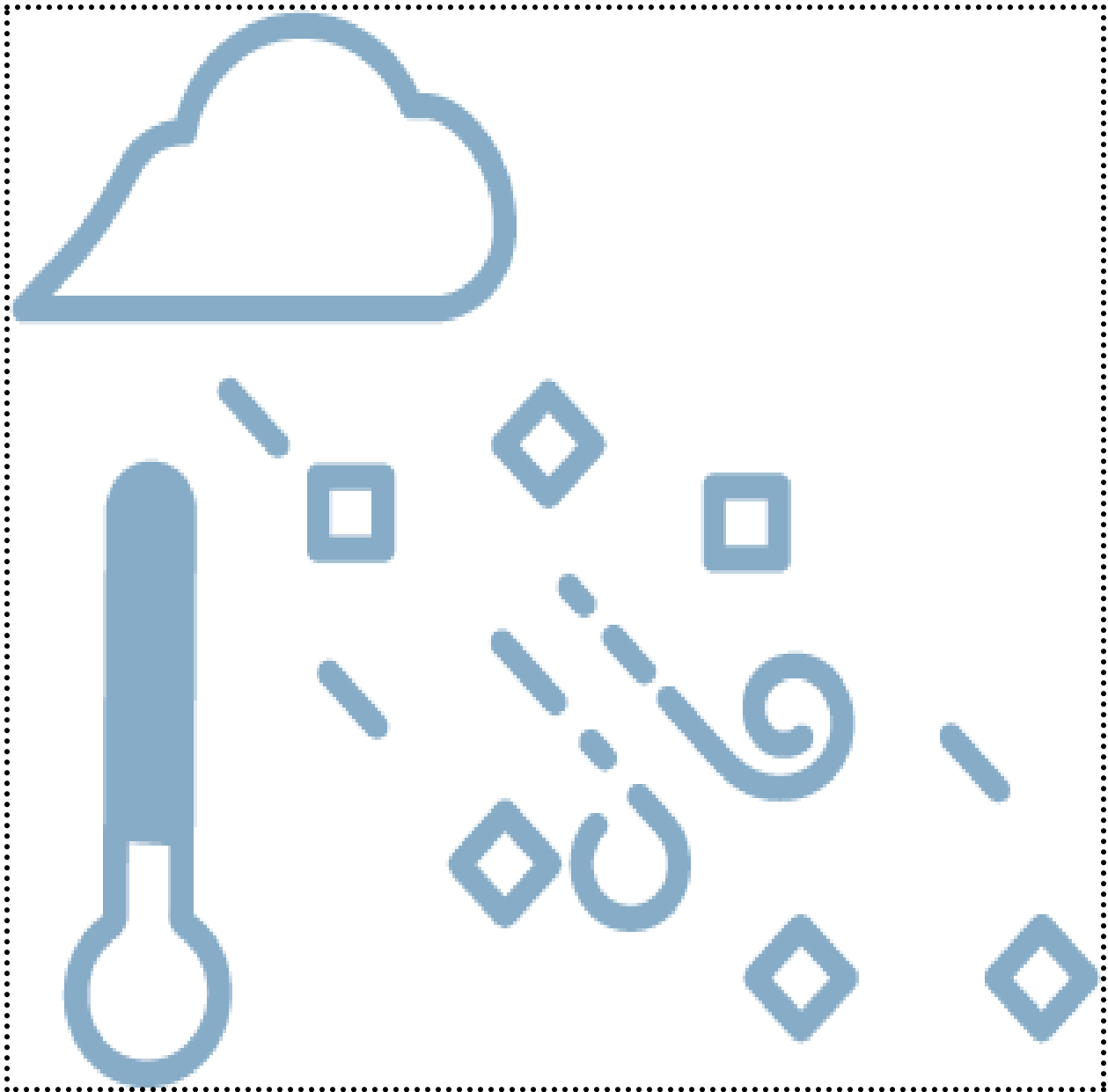
30 minutes



10 minutes



5 minutes




STAT

Short Targeted and Timely



STAT
Short Targeted and Timely





STAT

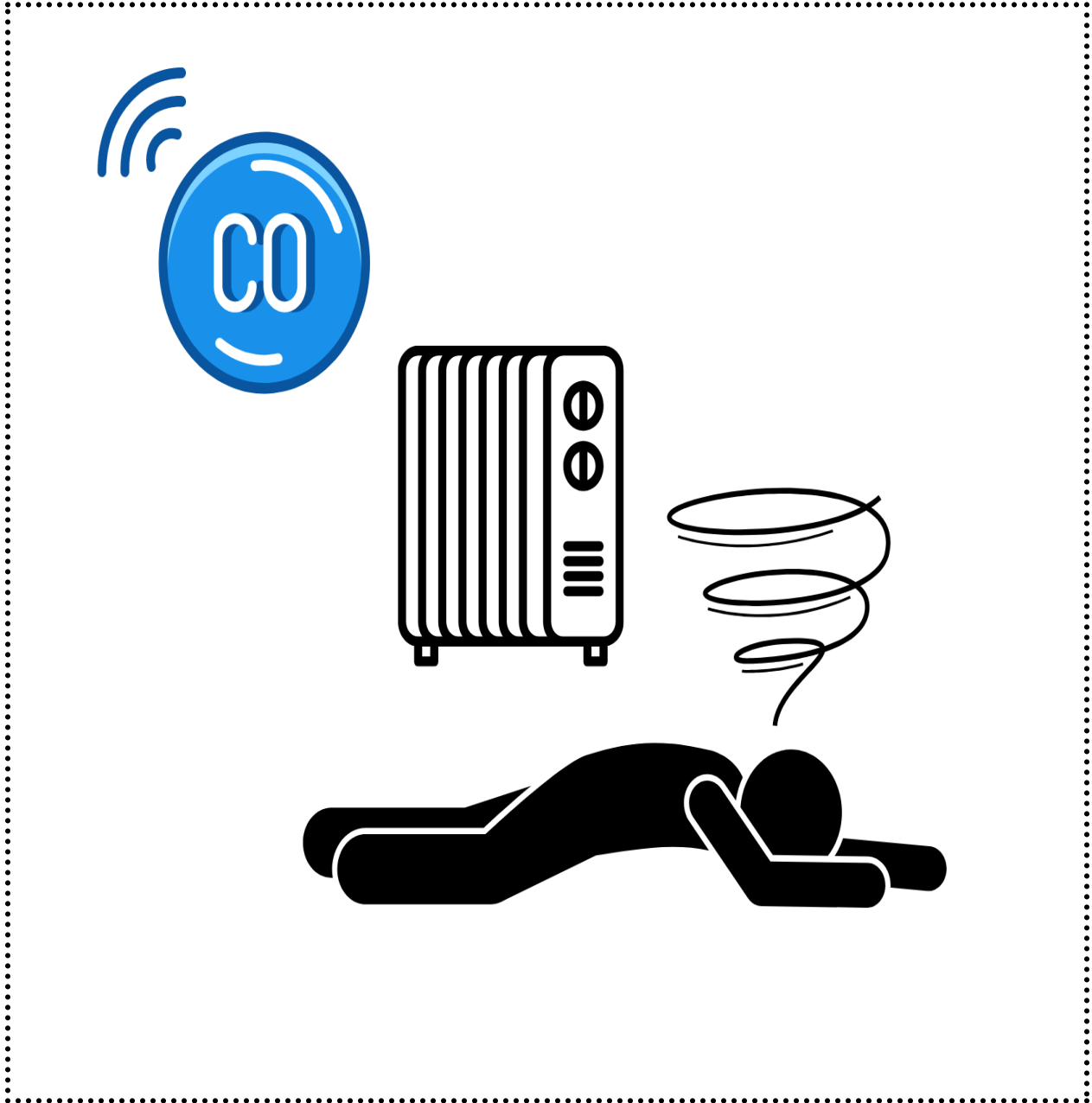
Short Targeted and Timely





STAT

Short Targeted and Timely




STAT

Short Targeted and Timely




STAT
Short Targeted and Timely



STAT

Short Targeted and Timely





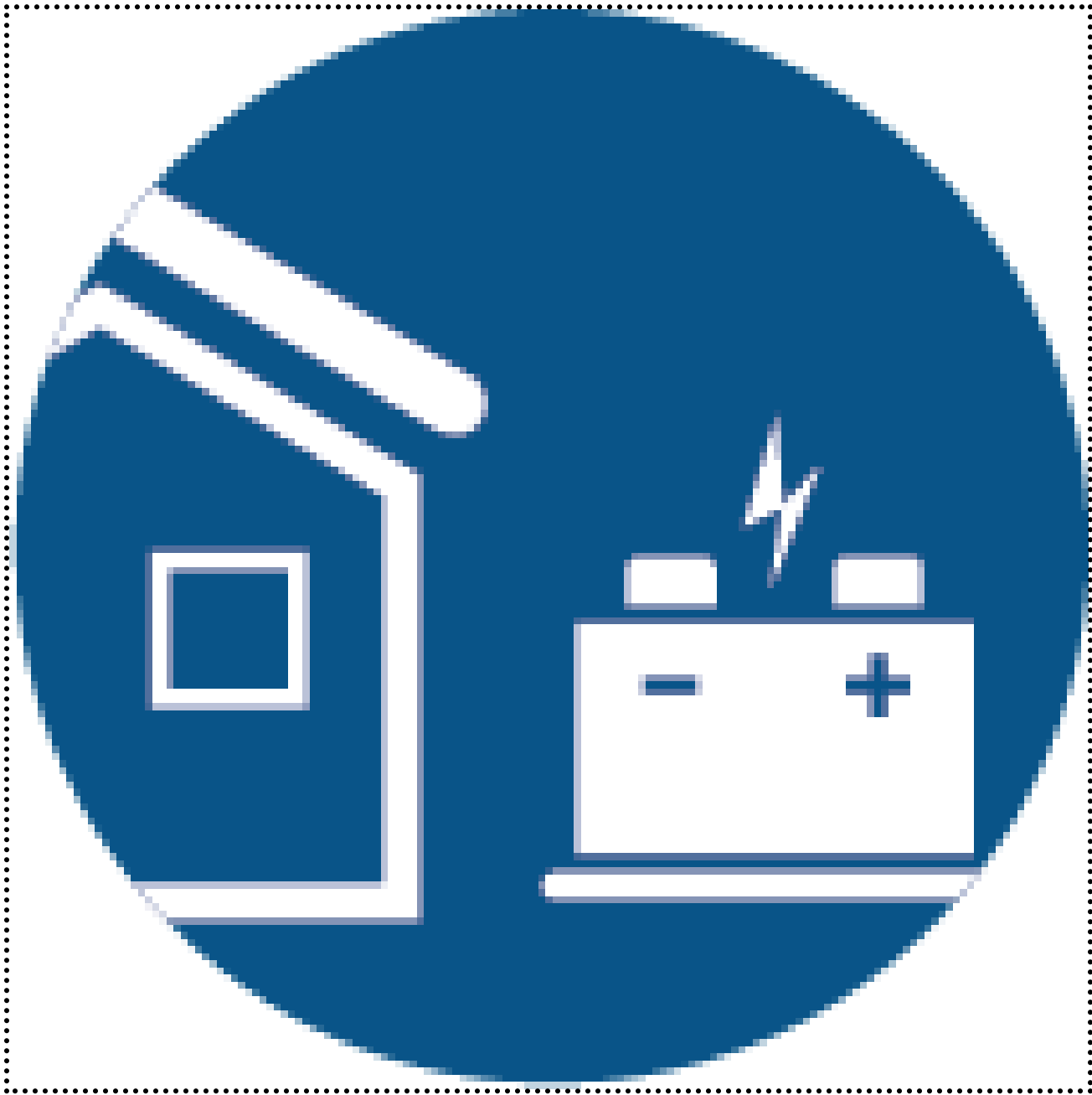
STAT

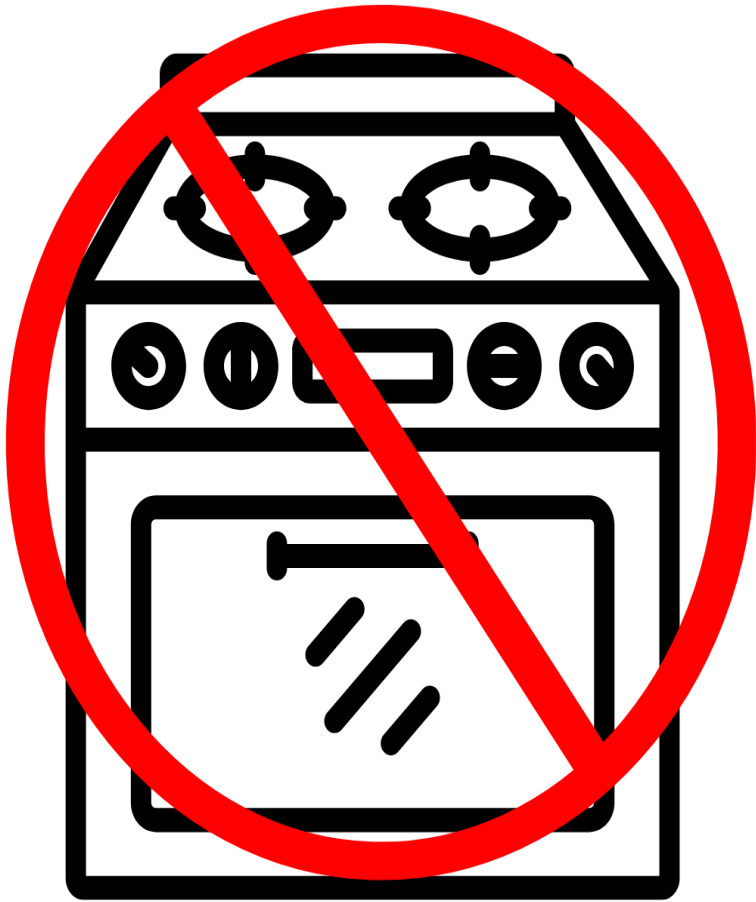
Short Targeted and Timely



STAT

Short Targeted and Timely










STAT

Short Targeted and Timely



STAT
Short Targeted and Timely

