



STAT Lesson:
*Digital Money
Transfers*



STAT Lesson Plan for English Language Learners
Digital Money Transfers/Transferencias de dinero digitales

Lesson Duration: 30-40 minutes

Standards (as needed or required):

Lesson Objectives:

- Student will be able to **identify** target vocabulary during a digital money transfer.
 - *El/la estudiante podrá identificar el vocabulario objetivo para enviar y recibir una transferencia digital de dinero.*
- Student will be able to **match** words with the correct images.
 - *El/la estudiante podrá emparejar las palabras dadas con las imágenes correctas.*
- Student will be able to **understand** the importance of sending money securely.
 - *El/la estudiante podrá entender la importancia de enviar dinero de manera segura.*

I Can Statements:

- I can identify target vocabulary during a digital money transfer.
 - *Puedo identificar el vocabulario objetivo para enviar y recibir dinero digitalmente.*
- I can match words with the correct images.
 - *Puedo emparejar las palabras con las imágenes correctas.*
- I can identify the importance of sending money securely.
 - *Puedo identificar la importancia de enviar dinero de manera segura.*

Materials Needed

- Laptop or other mobile device (optional)
- Lesson Plan
- [Vocabulary & Image Guide Sheet](#)
- [Vocabulary Practice Worksheet](#) & [Vocabulary Practice Answer Key](#)
- [Vocabulary Images](#) (Paper Flashcards)
- Quizlet Activities: [Flashcards](#)
- EdPuzzle Video: [How to Send Money Home](#)
- Copies of [Pre-Test](#), [Post-Test](#) & [Test Answer Key](#)

Target Vocabulary

- Account number
- Bank name
- Browser
- Confirmation number
- Email
- Exchange rate
- Flat fee
- Mobile app
- Password
- Phone number
- Recipient
- Routing number
- Sender
- Transaction
- Transaction fee

Target Phrases

- Choose a service
- Create an account
- Enter the amount
- Send the money
- Receive the money
- It's a scam
- How much?
- Is it safe?

Pre-Test Questions

1. I _____ money to my family.
2. A phone app to transfer money is a _____ .
3. Use a strong _____ for a safe transfer.
4. After a transfer, you receive a _____.
5. A _____ is not real and can steal your money.

Lesson Instructions

Language Note: *The following lesson may be taught in the students' native language for beginning English Language Learners. If your students are more advanced, these same lessons can be taught using as much English as is appropriate.*



While there may be a variety of available activities, it is important to select the particular activities that can be used for group or individual practice to meet the needs of the students. The objective is for students to practice with engaging activities that will enable them to practice what they are learning.

Introduction/Opener/Activate Prior Knowledge

- Ask: *Have you ever sent or received money using your phone or at a store?*
- Ask: *What apps or methods do people use to send money?*

Introduce Key Vocabulary

Distribute the Vocabulary & Image Guide. The instructor will introduce each word in English and Spanish, and practice pronunciation.

- Practice out loud as a group.
- Say the terms in English and have students repeat.
- Give students feedback on pronunciation.
- Repeat the term and give feedback until the student closely mimics your pronunciation.
- Flashcards on Quizlet (or paper)
 - English-Spanish (students can switch to start with Spanish)
 - English to image
 - English with descriptions
- Comprehension activities on Quizlet
- Show a short video explaining online transfers.
 - [How to send money home](#) - Video
 - **Play the video** on YouTube. (To add subtitles in other languages, **click on the “CC” button**  at the bottom-right corner of the video. Next, **click the gear icon**  **(Settings)**. In the menu, select **Subtitles/CC** → **Auto-translate**. Scroll and choose **Language** -Spanish for example.
- Vocabulary Practice Worksheet

Extension Activity/Connections to Other Topics

- Use simple dialogue scripts to role-play. Learners read a role.
 - **Sender (Customer):** I would like to send money.
 - **Worker (Money Transfer Agent):** Sure. Please write the recipient's name, account number, and bank name.
 - **Sender:** The bank is ABC Bank. The account number is 12345678.
 - **Worker:** Thank you. How much money would you like to send?
 - **Sender:** I will send \$200.
 - **Worker:** Okay. The fee is \$10.
 - **Sender:** Great. May I have the confirmation number, please?
 - **Worker:** Yes. Your confirmation number is #879543.
 - **Sender:** Thank you.
 - **Worker:** You are welcome! The money has been sent.
- Direct students to the English for Daily Life Lessons for [Banking and Numbers](#) to extend their learning,

Post-Test Questions

1. I _____ money to my family.
2. A phone app to transfer money is a _____.
3. Use a strong _____ for a safe transfer.
4. After a transfer, you receive a _____.
5. A _____ is not real and can steal your money.

Bonus Question:

6. You pay a transaction or flat _____ to transfer money.

Wrap-Up/What Have Students Learned?

- Revisit the “I can” statements at the beginning of the lesson to determine what students have learned and what they can practice more on their own.
- What new words did you learn today?
- What would you like to practice more?

Next Steps for Individual Student Practice

- Students practice using their new vocabulary and phrases in the real world.
- Homework: Ask a friend or family member about digital money apps they use and share in the next class.

Instructor Reflection

- When did students struggle?
- When did students experience success?
- Where to continue for the next lesson?
- Other ideas for the future?



Lesson: Digital Money Transfers/La lección: Transferencias de dinero digitales

Pre-Test/Pre-evaluación

Name/Nombre _____

Date/Fecha _____

Instructions: Choose the correct answer./Instrucciones: Escoja la respuesta correcta.

1. I _____ money to my family.
_____ *dinero a mi familia.*

A. phone number
B. send
C. scam
D. flat fee

2. A phone app to transfer money is a _____.
Una aplicación de teléfono para transferir dinero es una _____.

A. mobile app
B. sender
C. browser
D. transaction

3. Use a strong _____ for a safe transfer.
Usa una _____ fuerte para una transferencia segura.

A. phone number
B. money
C. email
D. password






4. After a transfer, you receive a _____.
Después de una transferencia, recibes un _____.






A. exchange rate
B. How much?
C. confirmation number
D. bank name








5. A ____ is not real and can steal your money.
Una ____ no es real y puede robar tu dinero.








A. sender
B. recipient
C. money
D. scam

Lesson: Digital Money Transfers / La lección: Transferencias de dinero digitales
Vocabulary & Image Guide Sheet

El inglés	La pronunciación	La pronunciación para hispanohablantes	El español	La foto
Account number	uh-KOUNT num-ber	<i>a-káunt nám-ber</i>	Número de cuenta	
Bank name	bank naym	<i>bánk néim</i>	Nombre del banco	
Browser	BROW-zur	<i>brauser</i>	Navegador	
Confirmation number	kon-fur-MAY-shun num-ber	<i>kon-fer-méi-shon nám-ber</i>	Número de confirmación	
Email	EE-mayl	<i>í-méil</i>	Correo electrónico	

El inglés	La pronunciación	La pronunciación para hispanohablantes	El español	La foto
Exchange rate	iks-CHAYNJ rayt	<i>eks-chéindsh réit</i>	Tasa de cambio	
Flat fee	flat fee	<i>flat fii</i>	Tarifa fija	 \$10.00
Mobile app	MO-buhl ap	<i>mó-bil áp</i>	Aplicación móvil	
Password	PASS-wurd	<i>pás-wuord</i>	Contraseña	
Phone number	fohn num-ber	<i>fóun nám-ber</i>	Número de teléfono	


El inglés	La pronunciación	La pronunciación para hispanohablantes	El español	La foto
Recipient	ri-SIP-ee-unt	<i>ri-sí-pi-ent</i>	Beneficiario/ Destinatario	
Routing number	ROW-ting num-ber	<i>rautin nómber</i>	Número de ruta/ Número de tránsito	
Sender	SEN-dur	<i>sén-der</i>	Remitente/ Persona que envía	
Transaction	tran-ZAK-shun	<i>trans-ák-shon</i>	Transacción	
Transaction fee	tran-ZAK-shun fee	<i>transákshon fii</i>	Tarifa de transacción	
Target Phrases/Frases Objetivas				
Choose a service	chooz uh SUR-vis	<i>chus a sérvis</i>	Elegir un servicio	 


El inglés	La pronunciación	La pronunciación para hispanohablantes	El español	La foto
Create an account	kree-AYT un uh-KOUNT	<i>kriéit an akaunt</i>	Crear una cuenta	
Enter the amount	EN-tur thee uh-MOUNT	<i>énter di amaunt</i>	Ingresar el monto/Introducir la cantidad	
Send the money	send thuh MUN-ee	<i>send de móni</i>	Enviar el dinero	
Receive the money	ri-SEEV thuh MUN-ee	<i>risíf the móni</i>	Recibir el dinero	
It's a scam	its uh SKAM	<i>its a skám</i>	Es una estafa	
How much?	how much?	<i>¿jáu móch?</i>	¿Cuánto cuesta?	
Is it safe?	iz it sayf?	<i>¿is it séif?</i>	¿Es seguro?	


Lesson: Digital Money Transfers / La lección: Transferencias de dinero digitales


Vocabulary Practice Worksheet


Instructions: Choose the word associated with the image. / *Escoja la palabra asociada con la imagen.*


1. 


A. Email
B. Account number
C. Recipient
D. Flat fee
2. 


A. Browser
B. Bank name
C. Email
D. Transaction fee
3. 


A. Send the money
B. Receive the money
C. Recipient
D. Password
4. 


A. Transaction fee
B. Email
C. Mobile app
D. Recipient
5. 
\$10.00

A. Mobile app
B. Flat fee
C. Password
D. Phone number
6. 

A. Email
B. Phone number
C. Bank name
D. Flat fee
7. 

A. Recipient
B. Send the money
C. Email
D. Is it safe?
8. 

A. Confirmation number
B. It's a scam
C. Is it safe?
D. Bank name
9. 



A. Receive the money
B. Password
C. It's a scam
D. Email
10. 

A. Bank name
B. It's a scam
C. Confirmation number
D. Send the money




Lesson: Digital Money Transfers / La lección: Transferencias de dinero digitales

Vocabulary Practice Answer Key

Instructions: Choose the word associated with the image. / *Escoja la palabra asociada con la imagen.*

1. 
 - A. Email
 - B. Account number**
 - C. Recipient
 - D. Flat fee
2. 
 - A. Browser
 - B. Bank name
 - C. Email
 - D. Transaction fee**
3. 
 - A. Send the money
 - B. Receive the money
 - C. Recipient
 - D. Password**
4. 
 - A. Transaction fee
 - B. Email
 - C. Mobile app**
 - D. Recipient
5. 

\$10.00

 - A. Mobile app
 - B. Flat fee**
 - C. Password
 - D. Phone number
6. 
 - A. Email
 - B. Phone number**
 - C. Bank name
 - D. Flat fee
7. 
 - A. Recipient
 - B. Send the money
 - C. Email
 - D. Is it safe?**
8. 
 - A. Confirmation number**
 - B. It's a scam
 - C. Is it safe?
 - D. Bank name
9. 
 - A. Receive the money
 - B. Password
 - C. It's a scam**
 - D. Email
10. 
 - A. Bank name
 - B. It's a scam
 - C. Confirmation number
 - D. Send the money**



Lesson: Digital Money Transfers/La lección: Transferencias de dinero digitales

Post-Test/Post-evaluación

Name/Nombre _____

Date/Fecha _____

Instructions: Choose the correct answer./Instrucciones: Escoja la respuesta correcta.

1. I _____ money to my family.
_____ *dinero a mi familia.*
 - A. phone number
 - B. send
 - C. scam
 - D. flat fee

2. A phone app to transfer money is a _____.
Una aplicación de teléfono para transferir dinero es una _____.
 - A. mobile app
 - B. sender
 - C. browser
 - D. transaction

3. Use a strong _____ for a safe transfer.
Usa una _____ fuerte para una transferencia segura.
 - A. phone number
 - B. money
 - C. email
 - D. password

4. After a transfer, you receive a _____.
Después de una transferencia, recibes un _____.
 - A. exchange rate
 - B. How much?
 - C. confirmation number
 - D. bank name

5. A ____ is not real and can steal your money.
Una ____ no es real y puede robar tu dinero.
 - A. sender
 - B. recipient
 - C. money
 - D. scam

BONUS: You pay a transaction or flat _____ to transfer money.

Pagas una _____ fija o de transacción para transferir dinero.



Lesson: Digital Money Transfers/*La lección: Transferencias de dinero digitales*

Test Answer Key

Name/*Nombre* _____

Date/*Fecha* _____

Instructions: Choose the correct answer./*Instrucciones: Escoja la respuesta correcta.*

- I _____ money to my family.
_____ dinero a mi familia.
 - phone number
 - send**
 - scam
 - flat fee
- A phone app to transfer money is a _____.
Una aplicación de teléfono para transferir dinero es una _____.
 - mobile app**
 - sender
 - browser
 - transaction
- Use a strong _____ for a safe transfer.
Usa una _____ fuerte para una transferencia segura.
 - phone number
 - money
 - email
 - password**
- After a transfer, you receive a _____.
Después de una transferencia, recibes un _____.
 - exchange rate
 - How much?
 - confirmation number**
 - bank name
- A ____ is not real and can steal your money.
Una ____ no es real y puede robar tu dinero.
 - sender
 - recipient
 - money
 - scam**

BONUS: You pay a transaction or flat **fee** to transfer money.

*Pagas una **tarifa** fija o de transacción para transferir dinero.*

STAT

Short Targeted and Timely

0154

DATE _____

TO _____ \$

FROM _____

AMOUNT _____

012345678900 0000 0154




STAT

Short Targeted and Timely











\$10.00

STAT

Short Targeted and Timely















STAT

Short Targeted and Timely




STAT

Short Targeted and Timely







STAT

Short Targeted and Timely





STAT

Short Targeted and Timely



STAT

Short Targeted and Timely



