



STAT Lesson:

Cashing a Check



STAT Lesson Plan for English-Language Learners

Cashing a Check/*Cobrando un cheque*

Lesson Duration: 30-40 minutes

Standards (as needed or required):

Lesson Objectives:

- Student will be able to **use** the target vocabulary to cash a check at a bank or credit union.
 - *El/la estudiante podrá utilizar el vocabulario objetivo para cobrar un cheque en un banco o en una cooperativa de crédito.*
- Student will be able to **match** words given with the correct image.
 - *El/la estudiante podrá emparejar las palabras dadas con la imagen correcta.*
- Student will be able to **identify** items on a check.
 - *El/la estudiante podrá identificar palabras comunes sobre un cheque.*

I Can Statements:

- I can use the target vocabulary to cash a check at a bank or credit union.
 - *Puedo utilizar el vocabulario objetivo para cobrar un cheque en un banco o en una cooperativa de crédito.*
- I can match words given with the correct image.
 - *Puedo emparejar las palabras dadas con la imagen correcta.*
- I can identify items on a check.
 - *Puedo identificar palabras comunes sobre un cheque.*

Lesson Instructions

Language Note: *The following lesson may be taught in the students' native language for Beginning English Language Learners. If your students are more advanced, these same lessons can be taught using as much English as is appropriate.*

While there may be a variety of available activities, it is important to select the particular activities that can be used for group or individual practice to meet the needs of students. The objective is for students to learn through engaging activities that will enable them to practice what they are learning.

Materials Needed

- Laptop or other mobile device (optional)
- Lesson Plan
- [Vocabulary & Image Guide Sheet](#)
- [Vocabulary Practice Worksheet](#) & [Vocabulary Practice Answer Key](#)
- [Vocabulary Images](#) (Paper Flashcards)
- Quizlet Activities: [Flashcards](#), [Matching](#)
- Edpuzzle Video: [How to Cash a Check: Instant Check Cashing](#)
- Copies of [Pre-Test](#), [Post-Test](#) & [Test Answer Key](#)

Target Vocabulary

- Check
- Ones
- Fives
- Tens
- Twenties
- Hundreds
- Identification (ID)
- Credit Union
- Fee
- Cash
- Sign
- Endorse
- Date

Target Phrases

- On the back
- I would like
- Do you have?
- May I see?

Pre-Test Questions

1. Another word for identification is _____.
2. Money is counted in ones, fives, tens, twenties, and _____.
3. Endorse also means _____.
4. The cost to cash a check is a _____.
5. I sign my check _____.

Introduction/Opener/Activate Prior Knowledge

- What do you already know about this topic?
- Ideas for questions to begin discussion:
 - Example: In what situations would I use these words?

Introduce Key Vocabulary

Distribute the Vocabulary & Image Guide. The instructor will introduce each word in English and Spanish and practice pronunciation.

- Practice out loud as a group.
- Say the terms in English and have students repeat them.
- Give students feedback on pronunciation.
- Repeat the term and give feedback until the student closely mimics your pronunciation.
- Flashcards on Quizlet (or paper)
 - English-Spanish (students can switch to start with Spanish)
 - English to image
 - English with descriptions
- Comprehension activities on Quizlet
- Interpretive comprehension activities with videos using EdPuzzle
- Vocabulary Practice Worksheet

Extension Activity/Connections to Other Topics

- Use simple dialogue scripts to role-play. Learners read a role.
 - **Customer:** Hello, I would like to cash a check. Is this the Credit Union?
 - **Teller:** Yes. There is a fee of \$10 to cash a check. May I see your ID, please?
 - **Customer:** Yes. Here it is.
 - **Teller:** Thank you. Could you endorse and date it on the back, please?
 - **Customer:** I do not understand “endorse”
 - **Teller:** Excuse me, could you sign (making signing motion)
 - **Customer:** OK.
 - **Teller:** How would you like it—fives, tens, twenties, or Hundreds?
 - **Customer:** Hundreds and twenties, thank you.
 - **Teller:** Here you go.
 - **Customer:** Thank you.
- Direct students to the English for Daily Life Lessons for [Banking and Numbers](#) to extend their learning.

Post-Test Questions

1. Another word for identification is _____.
2. Money is counted in ones, fives, tens, twenties, and _____.
3. Endorse also means _____.
4. The cost to cash a check is a _____.
5. I sign my check _____.

Bonus Question: I can cash my check at the bank, the store, or the _____.

Wrap-Up/What Have Students Learned?

- Revisit the “I can” statements at the beginning of the lesson to determine what students have learned and what they can practice more on their own.

Next Steps for Individual Student Practice

- Students visit a bank or credit union and attempt to cash a check.

Instructor Reflection

- When did students struggle?
- When did students experience success?
- Where to continue for the next lesson?
- Other ideas for the future?



Lesson: Cashing a Check/La lección: Cobrando un cheque

Pre-Test/Pre-evaluación

Name/Nombre _____

Date/Fecha _____

Instructions: Choose the correct answer./Instrucciones: Escoja la respuesta correcta.

1. Another word for identification is _____.
Otra palabra para identificación es _____.
 - A. Ones
 - B. Fee
 - C. ID
 - D. Hundreds

2. Money is counted in fives, tens, twenties, and _____.
El dinero se cuenta en unidades de cinco, diez, veinte y _____.
 - A. Check
 - B. Credit Union
 - C. Ones
 - D. Hundreds

3. Endorse also means _____.
Endorsar también significa _____.
 - A. Cash
 - B. Sign
 - C. Date
 - D. On the back

4. The cost to cash a check is a _____.
El costo por cobrar un cheque es _____.
 - A. Fee
 - B. Credit Union
 - C. Tens
 - D. Twenties

5. I sign my check _____.
Firmo mi cheque _____.
 - A. Fee
 - B. Cash
 - C. Ones
 - D. On the back







Lesson: Cashing a Check/La lección: Cobrando un cheque

Vocabulary & Image Guide Sheet







The objectives/Los objetivos:

- Student will be able to **use** the target vocabulary to cash a check at a bank or credit union.
 - *El/la estudiante podrá utilizar el vocabulario objetivo para cobrar un cheque en un banco o en una cooperativa de crédito.*
- Student will be able to **match** words given with the correct image.
 - *El/la estudiante podrá emparejar las palabras dadas con la imagen correcta.*
- Student will be able to **identify** items on a check.
 - *El/la estudiante podrá identificar palabras comunes sobre un cheque.*

El inglés	La pronunciación	La pronunciación para hispanohablantes	El español	La foto
Check	chek	chec	Cheque	
Ones	wuhnz	uans	Unos	
Fives	fahyvz	faivs	Cincos	
Tens	tenz	tens	Decenas	







STAT

Short Targeted and Timely

El inglés	La pronunciación	La pronunciación para hispanohablantes	El español	La foto
Twenties	twen-teez	tuen-tis	Veintes	
Hundreds	huhn-dridz	jan-dreds	Cientos	
Identification	ahy-den-tuh-fi-key-shun	ai-den-ta-fa-kei-shan	Identificación	
Credit Union	kreh-dit yoon-yuhn	kre-det iuñan	Cooperativa de crédito	
Fee	fee	fi	Tarifa	
Cash	kash	cash	Cobrar	


STAT

Short Targeted and Timely

El inglés	La pronunciación	La pronunciación para hispanohablantes	El español	La foto
Sign	sahyn	sain	Firmar	
Endorse	en-dawrs	en-dors	Endosar	
Date	deyt	deit	Fechar	
Target Phrases/Frases Objetivas				
On the back	Awn de bak	An de bak	En el reverso	
I would like	Ahy wood lahyk	Ai wud laik	¿Quisiera?	
Do you have...?	Doo yoo hav...?	Du iu jav...?	¿Tiene?	

STAT

Short Targeted and Timely

El inglés	La pronunciación	La pronunciación para hispanohablantes	El español	La foto
May I see...?	Mey ahy see...?	Mei ai si...?	¿Puedo ver?	

Lesson: Cashing a Check/La lección: Cobrando un cheque
Vocabulary Practice Worksheet

Instructions: Choose the word associated with the image./Escoja la palabra asociada con la imagen.




- A. Check
- B. Ones
- C. Hundreds
- D. Fee



- A. Twenties
- B. Ones
- C. Hundreds
- D. Fives



- A. Fee
- B. Identification
- C. Cash
- D. Date



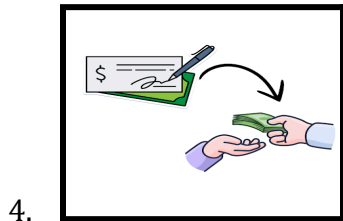
- A. Identification
- B. Fee
- C. Date
- D. Endorse



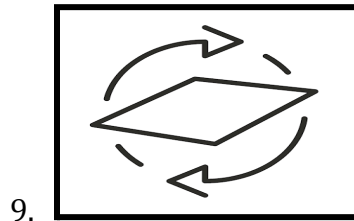
- A. Twenties
- B. Hundreds
- C. Tens
- D. Ones



- A. Ones
- B. Tens
- C. Twenties
- D. Hundreds



- A. Cash
- B. Date
- C. Sign
- D. Fives



- A. May I see?
- B. I would like
- C. On the back
- D. Do you have?



- A. I would like
- B. On the back
- C. Do you have?
- D. May I see?




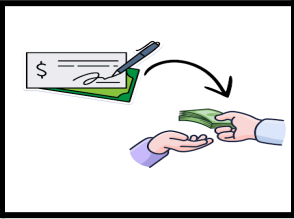




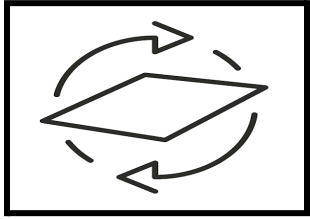



- A. Date
- B. Endorse
- C. To Cash
- D. May I see?

Lesson: Cashing a Check/La lección: Cobrando un cheque

Vocabulary Practice Answer Key

Instructions: Choose the word associated with the image./Escoja la palabra asociada con la imagen.

1. 
 - A. Check
 - B. Ones**
 - C. Hundreds
 - D. Fee
2. 
 - A. Fee
 - B. Identification
 - C. Cash
 - D. Date**
3. 
 - A. Twenties**
 - B. Hundreds
 - C. Tens
 - D. Ones
4. 
 - A. Cash**
 - B. Date
 - C. Sign
 - D. Fives
5. 
 - A. I would like
 - B. On the back
 - C. Do you have?**
 - D. May I see?
6. 
 - A. Twenties
 - B. Ones
 - C. Hundreds
 - D. Fives**
7. 
 - A. Identification**
 - B. Fee
 - C. Date
 - D. Endorse
8. 
 - A. Ones
 - B. Tens**
 - C. Twenties
 - D. Hundreds
9. 
 - A. May I see?
 - B. I would like
 - C. On the back**
 - D. Do you have?
10. 
 - A. Date
 - B. Endorse**
 - C. To Cash
 - D. May I see?



Lesson: Cashing a Check/La lección: Cobrando un cheque

Post-Test/Post-evaluación

Name/Nombre _____

Date/Fecha _____

Instructions: Choose the correct answer./Instrucciones: Escoja la respuesta correcta.

1. Another word for identification is _____.
Otra palabra para identificación es _____.
 - A. Ones
 - B. Fee
 - C. ID
 - D. Hundreds

2. Money is counted in fives, tens, twenties, and _____.
El dinero se cuenta en unidades de cinco, diez, veinte y _____.
 - A. Check
 - B. Credit Union
 - C. Ones
 - D. Hundreds

3. Endorse also means _____.
Endorsar también significa _____.
 - A. Cash
 - B. Sign
 - C. Date
 - D. On the back

4. The cost to cash a check is a _____.
El costo por cobrar un cheque es _____.
 - A. Fee
 - B. Credit Union
 - C. Tens
 - D. Twenties

5. I sign my check _____.
Firmo mi cheque _____.
 - A. Fee
 - B. Cash
 - C. Ones
 - D. On the back

BONUS: I can cash my check at the bank, the store, or the _____.
Puedo cobrar mi cheque en el banco, la tienda, o la _____.



Lesson: Cashing a Check/La lección: Cobrando un cheque

Test Answer Key

Name/Nombre _____

Date/Fecha _____

Instructions: Choose the correct answer./Instrucciones: Escoja la respuesta correcta.

1. Another word for identification is _____.
Otra palabra para identificación es _____.
A. Ones
B. Fee
C. ID
D. Hundreds
2. Money is counted in fives, tens, twenties, and _____.
El dinero se cuenta en unidades de cinco, diez, veinte y _____.
A. Check
B. Credit Union
C. On the back
D. Hundreds
3. Endorse also means _____.
Endorsar también significa _____.
A. Cash
B. Sign
C. Date
D. Ones
4. The cost to cash a check is _____.
El costo por cobrar un cheque es _____.
A. Fee
B. Credit Union
C. Tens
D. Twenties
5. I sign my check _____.
Firmo mi cheque _____.
A. Fee
B. Cash
C. Ones
D. On the back

BONUS: I can cash my check at the bank, the store, or the Credit Union.
Puedo cobrar mi cheque en el banco, la tienda o la Credit Unión.



PAY TO THE ORDER OF _____

DATE _____

\$

_____ DOLLARS

MEMO _____

123456789 12345678 123456789

STAT

Short Targeted and Timely





STAT

Short Targeted and Timely



STAT

Short Targeted and Timely





STAT


Short Targeted and Timely
















BANK DATE _____

PAY TO THE ORDER OF _____ \$

_____ DOLLARS

12345678 123456789


ENDORSE CHECK HERE

X *Pay to the order of John Doe*

Jane Public

DO NOT WRITE, STAMP OR SIGN BELOW THIS LINE
RESERVED FOR FINANCIAL INSTITUTION USE



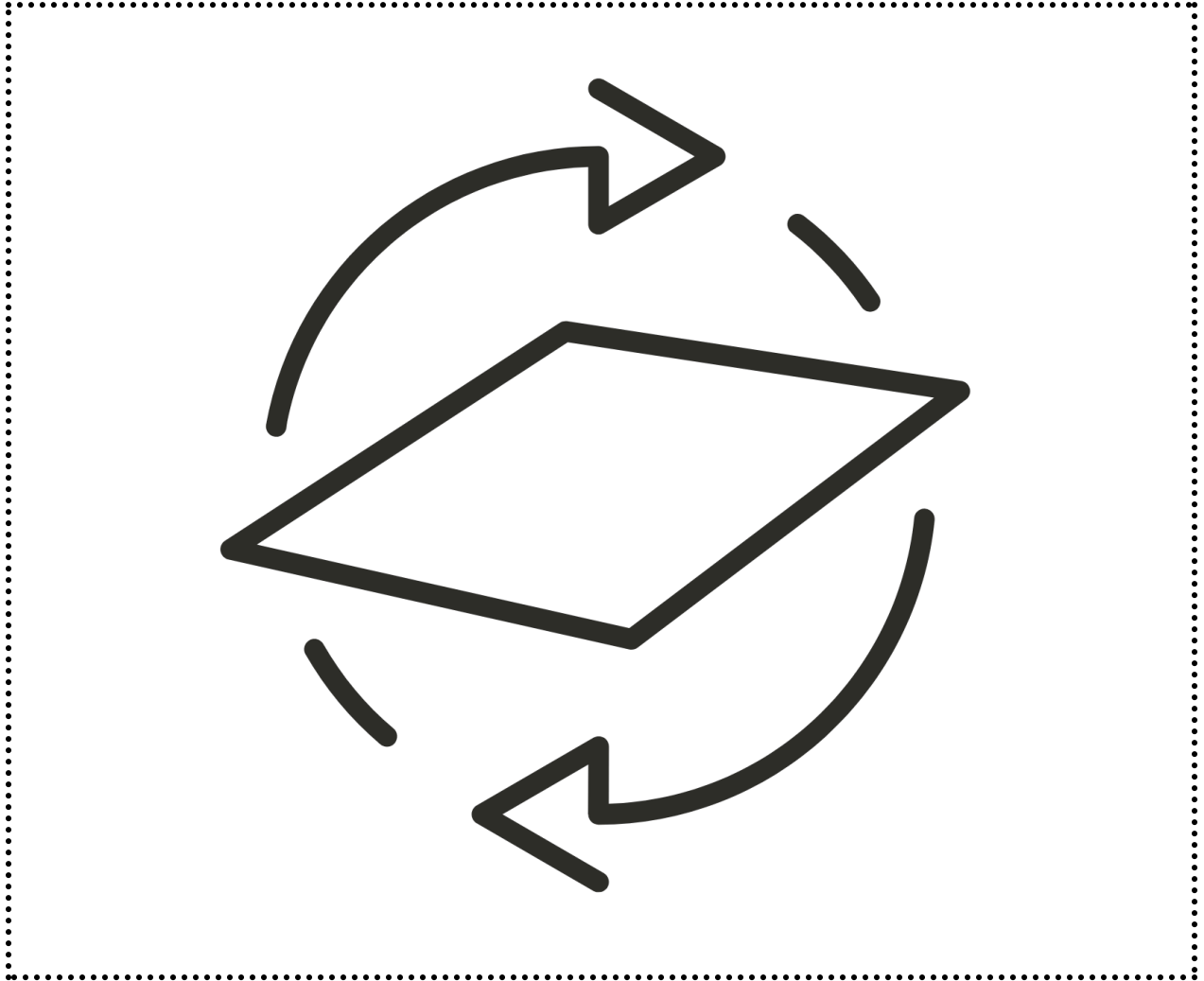
 **BANK**


DATE Feb. 10, 2025

PAY TO THE ORDER OF _____ \$ DOLLAR

MEMO _____

123456789 12345678 123456789







STAT

Short Targeted and Timely

