



STAT Lesson Plan for English Language Learners
Wildfire Safety/*Seguridad contra los incendios forestales*

Lesson Duration: 30-40 minutes

Standards (as needed or required):

Lesson Objectives:

- Student will be able to use vocabulary and phrases related to wildfires.
 - *El/la estudiante podrá usar el vocabulario y frases relacionadas con los incendios forestales.*
- Student will be able to identify how to prepare, take action, and stay safe during a wildfire.
 - *El estudiante podrá identificar cómo preparar, tomar acción, y mantenerse salvado durante un incendio forestal.*
- Student will be able to match target vocabulary and phrases with the correct image.
 - *El estudiante podrá emparejar el vocabulario y las frases con la imagen correcta.*

I Can Statements:

- I can use vocabulary and phrases related to wildfires.
 - *Puedo usar vocabulario y frases relacionadas con los incendios forestales.*
- I can identify how to prepare, take action, and stay safe during a wildfire.
 - *Puedo identificar cómo preparar, tomar acción, y mantenerme salvado durante un incendio forestal.*
- I can match target vocabulary and phrases with the correct image.
 - *Puedo emparejar el vocabulario y las frases con la imagen correcta.*

It is recommended that this lesson be preceded by the [Disaster Preparedness Overview Lesson](#)

Materials Needed

- Laptop or other mobile device (optional)
- Lesson Plan
- [Vocabulary & Image Guide Sheet](#)
- [Vocabulary Practice Worksheet](#) & [Vocabulary Practice Answer Key](#)
- [Wildfire Information Sheet \(ENG\)](#), [Wildfire Information Sheet \(SPN\)](#)
- Disaster Preparedness: Wildfires Preparación contra incendio forestales
- [Vocabulary Images](#) (Paper Flashcards)
- Quizlet Activities: [Flashcards](#), [Matching](#)
- Edpuzzle Video: [When the Fire Starts](#)
- Copies of [Pre-Test](#), [Post-Test](#), & [Test Answer Key](#)

Optional Learning Tools:

- When the Fire Starts
- [Infographic: Be Ready! Wildfires | CDC](#)
- [Infographic: ¡Prepárese! Incendios forestales CDC](#)



[Activate & Change Subtitle Language/Activar y Cambiar el idioma de los subtítulos](#)

Target Vocabulary

- Anytime
- Anywhere
- Wildfire
- Watch
- Warning
- High winds
- Drought
- High temperature
- People and lightning
- Road damage
- Flooding
- Power outage
- Contaminated drinking water
- Damaged power lines
- Air Quality Index

Target Phrases

- Take action.
- Use a mask.
- Know evacuation routes.
- Evacuate if told.
- Call 911 if trapped.
- Monitor alerts.
- Protect documents.
- Protect property.
- Cover windows, doors, and vents.
- Remove plants and debris near property.
- Keep the grill three feet from the house/apartment.
- Keep the grill three feet from trees.
- Keep the grill three feet from deck railings.

Sentence Stems

- Don't start a fire during_____ (high winds, a drought, high temperatures)



Pre-Test Questions

1. Which of the following should you do to stay safe during a wildfire?
2. Which of the following are caused by wildfires?
3. It's ok to cook outside when it is hot, dry, and windy.
4. Complete this sentence: Wildfires are most commonly caused by _____.
5. What is the English word for this image?

Introduction/Opener/Activate Prior Knowledge

Show an image of a wildfire and/or the following video and ask students to describe what they see.

 Disaster Preparedness: Wildfires  Preparación contra incendio forestales

Lesson Instructions

Language Note: The following lesson may be taught in the students' native language for beginning English Language Learners. If your students are more advanced, these same lessons can be taught using as much English as is appropriate.

While there may be a variety of available activities, it is important to select the particular activities that can be used for group or individual practice to meet the needs of the students. The objective is for students to practice with engaging activities that will enable them to practice what they are learning.



- Introduce Lesson Content:
 - Hand out information sheets: [Wildfire Information Sheet \(Eng\)](#), [Wildfire Information Sheet \(SPN\)](#)
 - Explain that wildfires can be very dangerous and spread very quickly causing injury and death.
 - Go over the **Wildfire Fact Sheet**. Ask students to identify *when, where, and how long* wildfires occur. Discuss the difference between a *wildfire watch* and a *wildfire warning*. Ask students when they should *prepare* for a wildfire (during a wildfire watch) and when they should *take action* (during a wildfire warning). Have students look at the images of wildfire dangers and ask students to explain what wildfires can cause.
 - Go over the **Wildfire Safety Sheet** and explain that there are steps to take to *prepare* (these include all disasters), to *take action*, and to continue *staying safe* during a wildfire. Go over the DOs and DON'Ts listed on that page.
- Introduce Vocabulary & Phrases:
 - Hand out Vocabulary & Image Guide and go over the vocabulary in English.
 - Practice out loud as a group.
 - Say the phrases in English and have students repeat.
 - Give students feedback with pronunciation.
 - Repeat the term and give feedback until the student closely mimics your pronunciation.
- English Vocabulary Practice:
 - Do the Vocabulary Practice Worksheet (Parts A and B)
 - Practice using flashcards (Paper or Virtual)

Virtual Activities

- Flashcards on Quizlet that match the paper flashcards
 - English-Spanish (students can switch to start with Spanish)
 - English to image
 - English with descriptions
- Comprehension activities on **Quizlet**
- Interpretive comprehension activities with videos using **EdPuzzle**



Extension Activity/Connections to Other Topics

- Show the [Ways To Get Warnings](#) video. Have students verify that their cell phone is able to accept WEA (Wireless Emergency Alerts) and that notifications are enabled (Have students opt-in to receive notifications). Other options are to download the following mobile applications: [FEMA](#), [American Red Cross](#), [The Weather Channel](#).
- Use the [Fire and Smoke Map](#) to know your risk.
- Have students practice evacuation routes.
- Direct students to the [Disaster Preparedness Overview](#) to extend their learning.

Post-Test Questions

1. Which of the following should you do to stay safe during a wildfire?
2. Which of the following are caused by wildfires?
3. It's ok to cook outside when it is hot, dry, and windy.
4. Complete this sentence: Wildfires are most commonly caused by _____.
5. What is the English word for this image?

BONUS: Explain the difference between a wildfire watch and a wildfire warning.

Wrap-Up/What Have Students Learned?

- Revisit the "I can" statements at the beginning of the lesson to determine what students have learned and what they can practice more on their own.

Instructor Reflection








- When did students struggle?
- When did students experience success?
- Where to continue for the next lesson?
- Other ideas for the future?

Disclaimer & References

Disaster Preparedness Copyright Hazard and Protective Actions Icons are used courtesy of FEMA and are available at <https://community.fema.gov/ProtectiveActions/s/protective-actions-icons>.

- [FEMA - Ready.gov - Be Prepared for a Wildfire - Preparase Para un Incendio Forestal](#)
- [American Red Cross - Wildfire Preparedness Checklist - Wildfire Preparedness Checklist \(SPN\)](#)
- [American Red Cross - Wildfire Safety Checklist \(ENG\) & \(SPN\)](#)
- [National Weather Service](#)
- [CDC - Stay Safe During a Wildfire - Mantengense Seguro Durante un incendio forestal](#)



- [U.S. Fire Administration](#)
- [The Weather Channel](#)
- Weather.gov - [Understanding Wildfire Warnings, Watches and Behavior](#)
- [Fire and Smoke Map](#): Wildfire threat in your area
- [Understanding Wildfire Warnings, Watches and Behavior](#)
-  [Ways To Get Warnings](#)
-  [Pictograph: Keep leaves and tree limbs away from your home](#)
-  [Pictograph: Prepack a kit to prepare for a wildfire](#)
-  [Pictograph: Don't start a campfire if there are high winds, drought or high temperatures.](#)
-  [When the Fire Starts](#)
-  [Disaster Preparedness: Wildfires](#) /  [Preparación contra incendio forestales](#)