

STAT

Short Targeted and Timely

Lesson: Disaster Preparedness Overview/ Descripción general de la preparación para desastres Vocabulary Practice Worksheet

Instructions: Choose the name associated with the image./Escoja el nombre asociado con la imagen.



- A. Prepare
- B. Earthquakes
- C. Extreme Heat
- D. Pandemics



- A. Alerts
- B. Winter Storms
- C. Floods
- D. Tornadoes



- A. Emergency Supply Kit
- B. Hurricanes
- C. Extreme Heat
- D. Alerts



- A. Hurricanes
- B. Wildfires
- A. Pandemics
- B. Prepare



- A. Natural Disasters
- B. Prepare
- C. Floods
- D. Emergency Supply Kit




- A. Floods
- B. Winter storms
- C. Hurricanes
- D. Wildfires



- A. Hurricanes
- B. Alerts
- C. Emergency Supply Kit
- D. Prepare



- A. Alerts
- B. Tornadoes
- C. Natural Disasters
- D. Pandemics



- A. Alerts
- B. Extreme heat
- C. Floods
- D. Winter Storms



- A. Hurricanes
- B. Earthquakes
- C. Prepare
- D. Floods

Part B.

Instructions: Choose the name associated with the image. *Escoja la frase asociada con la imagen.*

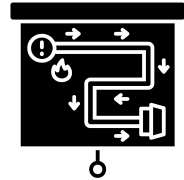
Disaster Preparedness: Basic Steps



1.



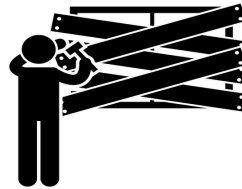
4.



7.



2.



5.



8.



3.



6.



9.

- A. Sign-up for alerts
- B. Create a Communication Plan
- C. Assemble Emergency Supply Kit
- D. Take a photo of important documents
- E. Protect Property
- F. Protect Documents
- G. Plan with neighbors
- H. Know Evacuation Routes
- I. Practice Emergency Drills