
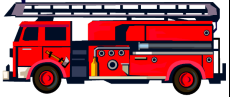





Emergency Situation Aid Vocabulary Practice Sheet  
Beginner: Teacher Version





**Part A.** Instructions: Write the matching term below the corresponding image./Escribe el término debajo de la imagen correspondiente.

fire truck	doctor	police	help	ambulance
------------	--------	--------	------	-----------

 1.	 2.	 3.	 4.	 5.
police	fire truck	ambulance	doctor	help






**Part B.** Instructions: Write the matching term below the corresponding image./Escribe el término debajo de la imagen correspondiente.

talking	elevate	rest	remain calm
---------	---------	------	-------------

 6.	 7.	 8.	 9.
rest	remain calm	talking	elevate

**Part C.** Instructions: Write the matching term below the corresponding image./Escribe el término debajo de la imagen correspondiente.

<b>give</b> medication Acetaminophen (Tylenol) / ibuprofen	give their EPI pen	<b>take</b> medication Acetaminophen (Tylenol) / ibuprofen	rinse with water	find their medication
---------------------------------------------------------------------	-----------------------	---------------------------------------------------------------------	------------------	--------------------------

 10.	 11.	 12.	 13.	 14.
give their EPI pen	<b>take</b> medication Acetaminophen (Tylenol) / ibuprofen	rinse with water	find their medication	<b>give</b> medication Acetaminophen (Tylenol) / ibuprofen

**Part D.** Instructions: Draw a line to connect the problem with the aid that best matches./Dibuje una línea para conectar el problema con la ayuda que mejor lo empareje.

